

TESTRAPPORT 54763/1
ENGLISH TRANSLATION

According to EN 13030: 2001: "Ventilation of buildings - Grilles - Performance testing of air grilles subjected to simulated rain"

**Linus L.050W, mesh 2,3x2,3 and sill
 en afgeleide types :
 louveres 450, mesh 2,3x2,3 and water gutter**

carried out by : BSRIA Ltd
 Old Bracknell West, Bracknell
 Berkshire RG12 7AH [Engeland]

commissioned by : nv RENSON Sunprotection-Projects sa
 Maalbeekstraat 10
 8790 Waregem [België]

Date of issue : 31 august 2018

TEST INFORMATION

Contract	54763A
Date	April 2011
Manufacturer	N.V. Renson Projects
Louvre Model	L.050W
Material	Aluminium
Painted	No
Blade Height	965 mm
Blade Width	960 mm
Blade Depth	129 mm
Frame Depth	160 mm
No.of Blades	19
Blade Pitch	50 mm
No.of Banks	1
Guard Type	insect
Guard Spacing	0 mm
Side Channels	none
Water Drip Tray	yes
Blade Orientation	horizontal



CLASSIFICATION OF WEATHER LOUVRES

Weather louvres shall be classified by their ability to reject simulated rain.

• Penetration Classification

Table 1 shows the different classifications based on the maximum simulated rain penetration per square metre of louvre. The classification is determined in accordance with section 8.2 of EN 13030:2001.

Water penetration rating at a given louvre face velocity is determined by the water penetration while the louvre is subjected to a 13 ms⁻¹ simulated wind velocity and a simulated rain fall at the nominal rate.

Table 1 Penetration classification

classe	Effectiveness	Maximum allowed penetration of simulated rain l.h-1.m-2
A	1,00 - 0,99	0,75
B	0,989 - 0,95	3,75
C	0,949 - 0,80	15,0
D	< 0,80	> 15,0

These classifications apply to various core velocities.

• Discharge and Entry Loss Coefficient

The discharge and entry loss coefficient given in Table 2, shall be determined in accordance with section 8.3 of test standard EN13030:2001.

Classe	Discharge and Entry Loss Coefficient
1	> 0,4
2	0,3 - 0,399
3	0,2 - 0,299
4	< 0,199

Summary Report 54763/1**Issue No: 1****Date of issue: 31 August 2018**

This Summary Report confirms that BSRIA Ltd has tested a sample of the product described below in accordance with the test methods contained within EN 13030:2001 and have determined the item met the detailed classification shown on pages 3 to 5. For further details of the test item see Page 2 of this Summary Report.

Manufacturer/Agent	N.V. Renson Projects IZ 2 Vijverdam Maalbeekstraat 6 B-8790 Waregem
Product	L.050W
Test location	BSRIA Old Bracknell West Bracknell Berkshire RG12 7AH
Date of test	14 - 28 April 2011
Date of issue	31 August 2018
Test engineer	A Freeth
Quality approved	Mark Roper Principal Test Engineer

This Summary Report must not be reproduced except in full without the written approval of an executive director of BSRIA. It is only intended to be used within the context described in the text.

This summary report supersedes certificate 54763/1 Ed 2 This up-date was carried out under BSRIA contract reference 61223.

RAINWATER PENETRATION

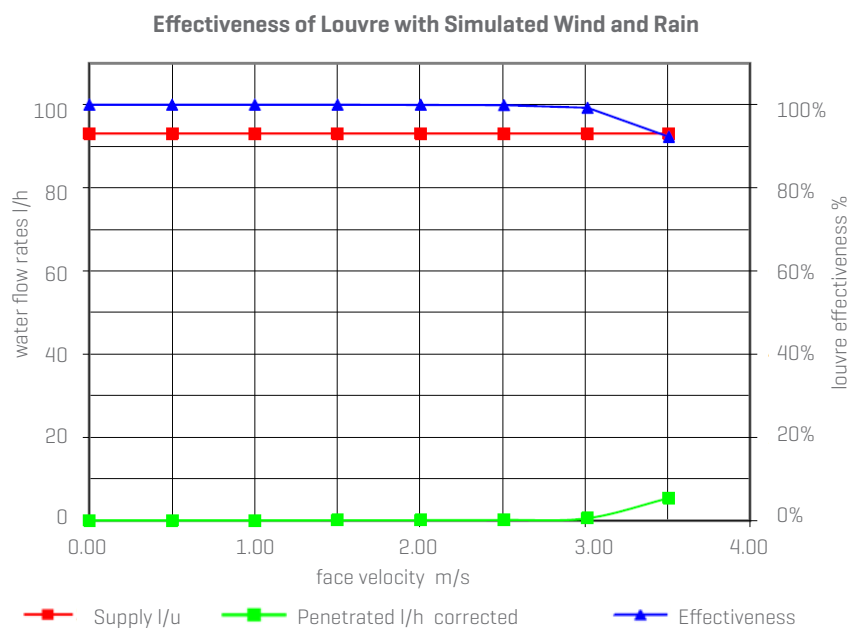
MANUFACTURER Renson
 MODEL L.050W

Date 14-28/04/2011
 Contract 54763

Simulated rainfall 75 mm/hr
 Wind speed 13.0 m/s

louvre height 1000 mm
 louvre width 998 mm
 louvre area 0,998 m²

VENTILATION RATE		WATER FLOW RATES		Effectiveness	Class
Volume m ³ /s	Velocity m/s	Supply l/u	Penetrated l/u		
0.00	0.00	93.0	0.0	100.0%	A
0.46	0.50	93.0	0.0	100.0%	A
0.93	1.00	93.0	0.0	100.0%	A
1.39	1.50	93.0	0.0	100.0%	A
1.86	2.01	93.0	0.0	99.9%	A
2.33	2.51	93.0	0.1	99.9%	A
2.79	3.02	93.0	0.5	99.2%	A
3.25	3.51	93.0	5.4	92.2%	C



COEFFICIENT OF ENTRY

MANUFACTURER Renson
 MODEL L.050W

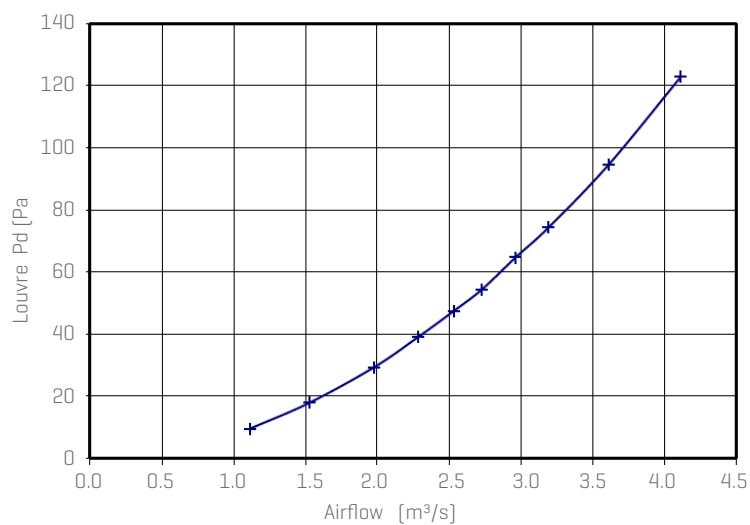
Date 26/04/2011
 Contract 54763

air temperature 17°C
 barometer 1016 mbar
 air density 1.215 kg/m³

louvre height 965 mm
 louvre width 960 mm
 louvre area 0,926 m²

	louvre face velocity	air flow rate		
louvre pd Pascal	m/s	Test m ³ /s	theoretical m ³ /s	Coëfficient Ce
9.5	1.20	1.12	3.66	0.304
17.8	1.65	1.53	5.01	0.305
29.3	2.14	1.98	6.43	0.308
39.0	2.47	2.29	7.42	0.308
47.4	2.74	2.53	8.18	0.310
54.3	2.95	2.73	8.76	0.312
64.6	3.20	2.96	9.55	0.310
74.3	3.45	3.19	10.25	0.312
94.6	3.90	3.61	11.56	0.313
122.8	4.44	4.11	13.17	0.312
			mean Ce	0.309
			Class	2

Resistance to Airflow [C_e]



COEFFICIENT OF DISCHARGE

MANUFACTURER Renson
 MODEL L.050W

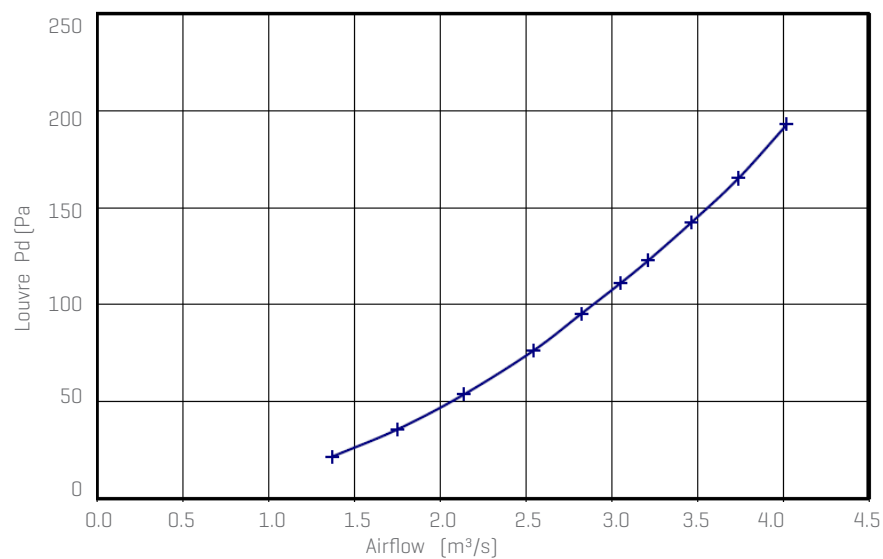
Date 27/04/2011
 Contract 54763

air temperature 16,8 °C
 barometer 1021 mbar
 air density 1.222 kg/m³

louvre height 965 mm
 louvre width 960 mm
 louvre area 0,926 m²

	louvre face velocity	air flow rate		
Louvre pd Pascal	m/s	Test m ³ /s	theoretical m ³ /s	coefficient C _e
21.6	1.48	1.370	5.509	0.249
35.7	1.89	1.752	7.082	0.247
53.7	2.31	2.139	8.686	0.246
76.4	2.75	2.547	10.360	0.246
95.3	3.05	2.824	11.571	0.244
111.0	3.29	3.051	12.487	0.244
122.7	3.47	3.213	13.129	0.245
142.5	3.74	3.467	14.149	0.245
165.0	4.04	3.739	15.225	0.246
192.8	4.34	4.022	16.457	0.244
			mean Cd	0.246
			Class	3

Resistance to Airflow (C_e)



Summary Report

www.bsria.co.uk

Summary Report 54763/1

Issue No: 1

Date of issue: 31 August 2018

This Summary Report confirms that BSRIA Ltd has tested a sample of the product described below in accordance with the test methods contained within EN 13030 : 2001 and have determined the item met the detailed classification shown on pages 3 to 5. For further details of the test item see Page 2 of this Summary Report.

Manufacturer/Agent	N.V. Renson Projects IZ 2 Vijverdam Maalbeekstraat 6 B-8790 Waregem
Product	L.050W
Test location	BSRIA Old Bracknell West Bracknell Berkshire RG12 7AH
Date of test	14 – 28 April 2011
Date of issue	31 August 2018
Test engineer	A Freeth
Quality approved	Mark Roper Principal Test Engineer

This Summary Report must not be reproduced except in full without the written approval of an executive director of BSRIA. It is only intended to be used within the context described in the text.

This summary report supersedes certificate 54763/1 Ed 2. This up-date was carried out under BSRIA contract reference 61223.

TEST INFORMATION

Contract	54763A	
Date	April 2011	
Manufacturer	N.V. Renson Projects	
Louvre Model	L.050W	
Material	Aluminium	
Painted	No	
Blade Height	965	mm
Blade Width	960	mm
Blade Depth	129	mm
Frame Depth	160	mm
No.of Blades	19	
Blade Pitch	50	mm
No.of Banks	1	
Guard Type	Insect	
Guard Spacing	0	mm
Side Channels	None	
Drip Tray	Yes	
Blade Orientation	Horizontal	

Front view of louvre

Note: Certificate 54763/1 Edition 1 described the louvre as having 2 banks of blades. The louvre has a single bank of blades, with a profile which extends almost the full depth of the unit. The test item information above has been amended. No other changes have been made.

RAINWATER PENETRATION

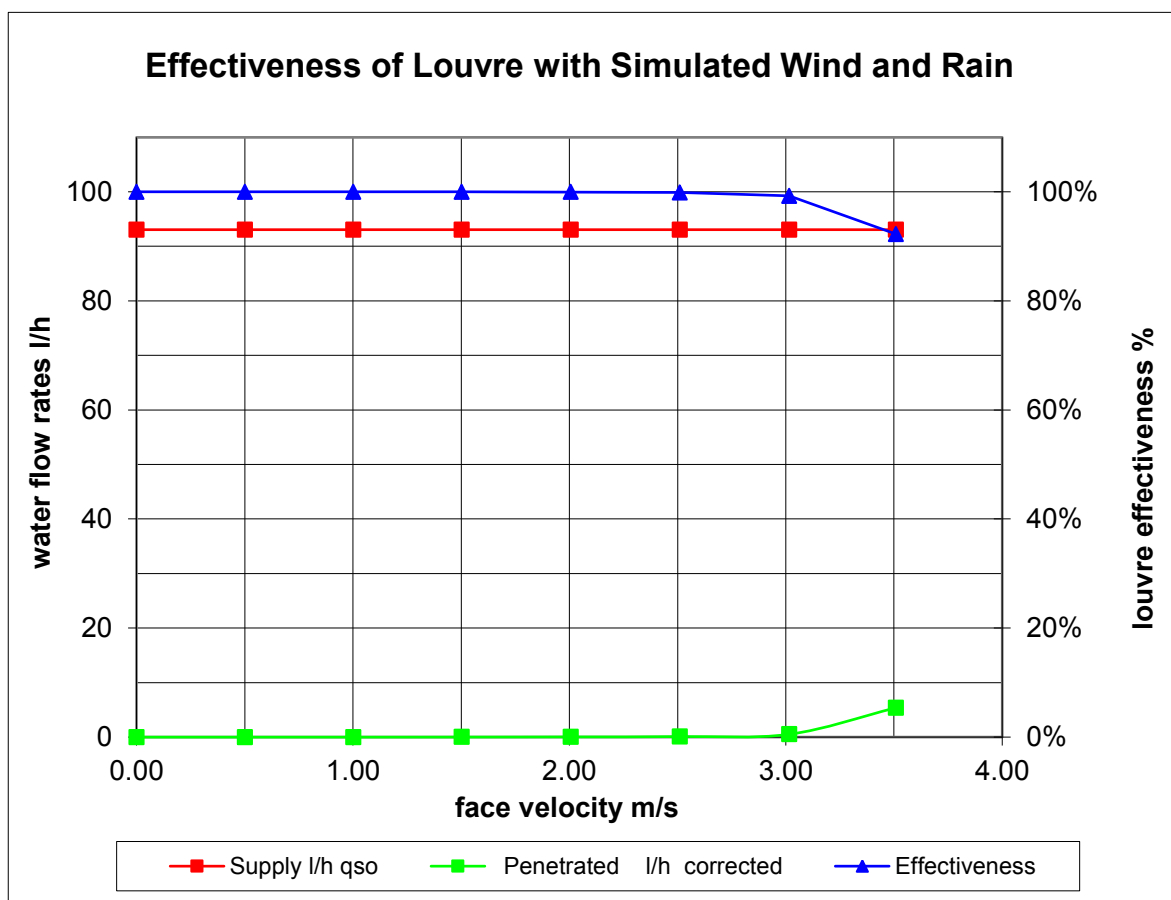
MANUFACTURER Renson
MODEL L.050W

Date 14-28/04/2011
Contract 54763

Simulated rainfall 75 mm/hr
Wind speed 13.0 m/s

louvre height 965 mm
louvre width 960 mm
louvre area 0.926 m²

VENTILATION RATE		WATER FLOW RATES		Effectiveness	Class
Volume m ³ /s	Velocity m/s	Supply l/h	Penetrated l/h		
0.00	0.00	93.0	0.0	100.0%	A
0.46	0.50	93.0	0.0	100.0%	A
0.93	1.00	93.0	0.0	100.0%	A
1.39	1.50	93.0	0.0	100.0%	A
1.86	2.01	93.0	0.0	99.9%	A
2.33	2.51	93.0	0.1	99.9%	A
2.79	3.02	93.0	0.5	99.2%	A
3.25	3.51	93.0	5.4	92.2%	C



COEFFICIENT OF ENTRY

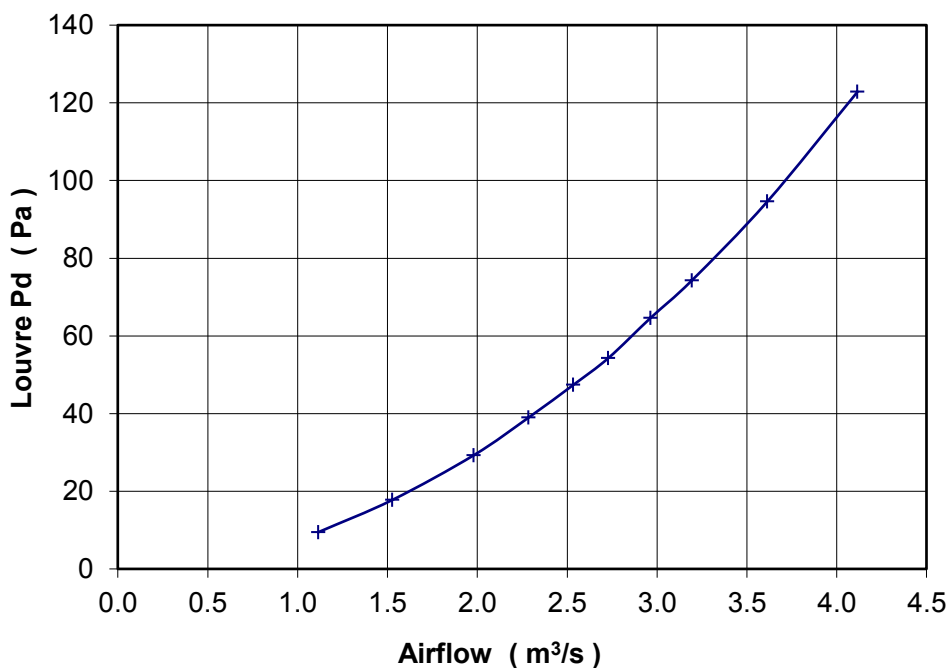
MANUFACTURER Renson
MODEL L.050W

Date 26/04/2011
Contract 54763

air temperature 17 °C
barometer 1016 mbar
air density 1.215 kg/m³

louvre height 965 mm
louvre width 960 mm
louvre area 0.926 m²

louvre pd Pascals	louvre face velocity	air flow rate		coefficient C _e
	m/s	test m ³ /s	theoretical m ³ /s	
9.5	1.20	1.12	3.66	0.304
17.8	1.65	1.53	5.01	0.305
29.3	2.14	1.98	6.43	0.308
39.0	2.47	2.29	7.42	0.308
47.4	2.74	2.53	8.18	0.310
54.3	2.95	2.73	8.76	0.312
64.6	3.20	2.96	9.55	0.310
74.3	3.45	3.19	10.25	0.312
94.6	3.90	3.61	11.56	0.313
122.8	4.44	4.11	13.17	0.312
mean C _e				0.309
Class				2

Resistance to Airflow (C_e)

COEFFICIENT OF DISCHARGE

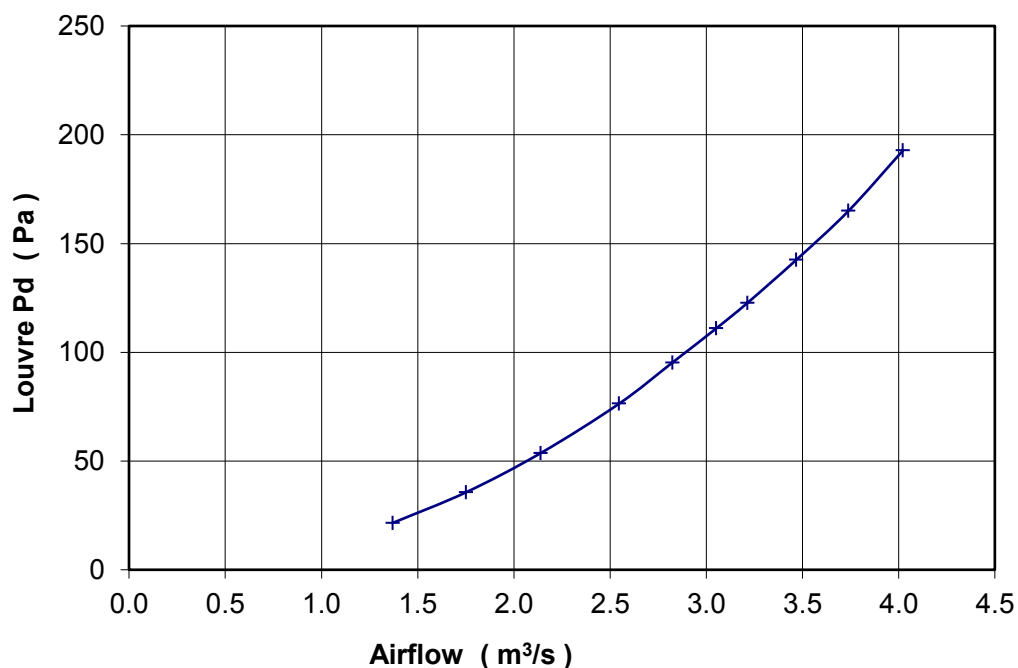
MANUFACTURER Renson
MODEL L.050W

Date 27/04/2011
Contract 54763

air temperature 16.8 °C
barometer 1021 mbar
air density 1.222 kg/m³

louvre height 965 mm
louvre width 960 mm
louvre area 0.926 m²

louvre pd Pascals	louvre face velocity	air flow rate		coefficient Cd
	m/s	test m ³ /s	theoretical m ³ /s	
21.6	1.48	1.370	5.509	0.249
35.7	1.89	1.752	7.082	0.247
53.7	2.31	2.139	8.686	0.246
76.4	2.75	2.547	10.360	0.246
95.3	3.05	2.824	11.571	0.244
111.0	3.29	3.051	12.487	0.244
122.7	3.47	3.213	13.129	0.245
142.5	3.74	3.467	14.149	0.245
165.0	4.04	3.739	15.225	0.246
192.8	4.34	4.022	16.457	0.244
mean Cd				0.246
Class				3

Resistance to Airflow (C_d)

CLASSIFICATION OF WEATHER LOUVRES

Weather louvres shall be classified by their ability to reject simulated rain.

Penetration Classification

Table 1 shows the different classifications based on the maximum simulated rain penetration per square metre of louvre. The classification is determined in accordance with section 8.2 of EN 13030:2001.

Water penetration rating at a given louvre face velocity is determined by the water penetration while the louvre is subjected to a 13 ms^{-1} simulated wind velocity and a simulated rain fall at the nominal rate.

Table 1 - Penetration classification

Class	Effectiveness	Maximum allowed penetration of simulated rain $\text{l.h}^{-1}.\text{m}^2$
A	1,00 TO 0,99	0,75
B	0,989 TO 0,95	3,75
C	0,949 TO 0,80	15,0
D	Below 0,8	Greater than 15,0

These classifications apply to various core velocities.

Discharge and Entry Loss Coefficient

The discharge and entry loss coefficient given in Table 2, shall be determined in accordance with section 8.3 of test standard EN13030:2001.

Table 2 - Discharge and Entry loss coefficient classification

Class	Discharge and Entry Loss Coefficient
1	0,4 and above
2	0,3 to 0,399
3	0,2 to 0,299
4	0,199 and below